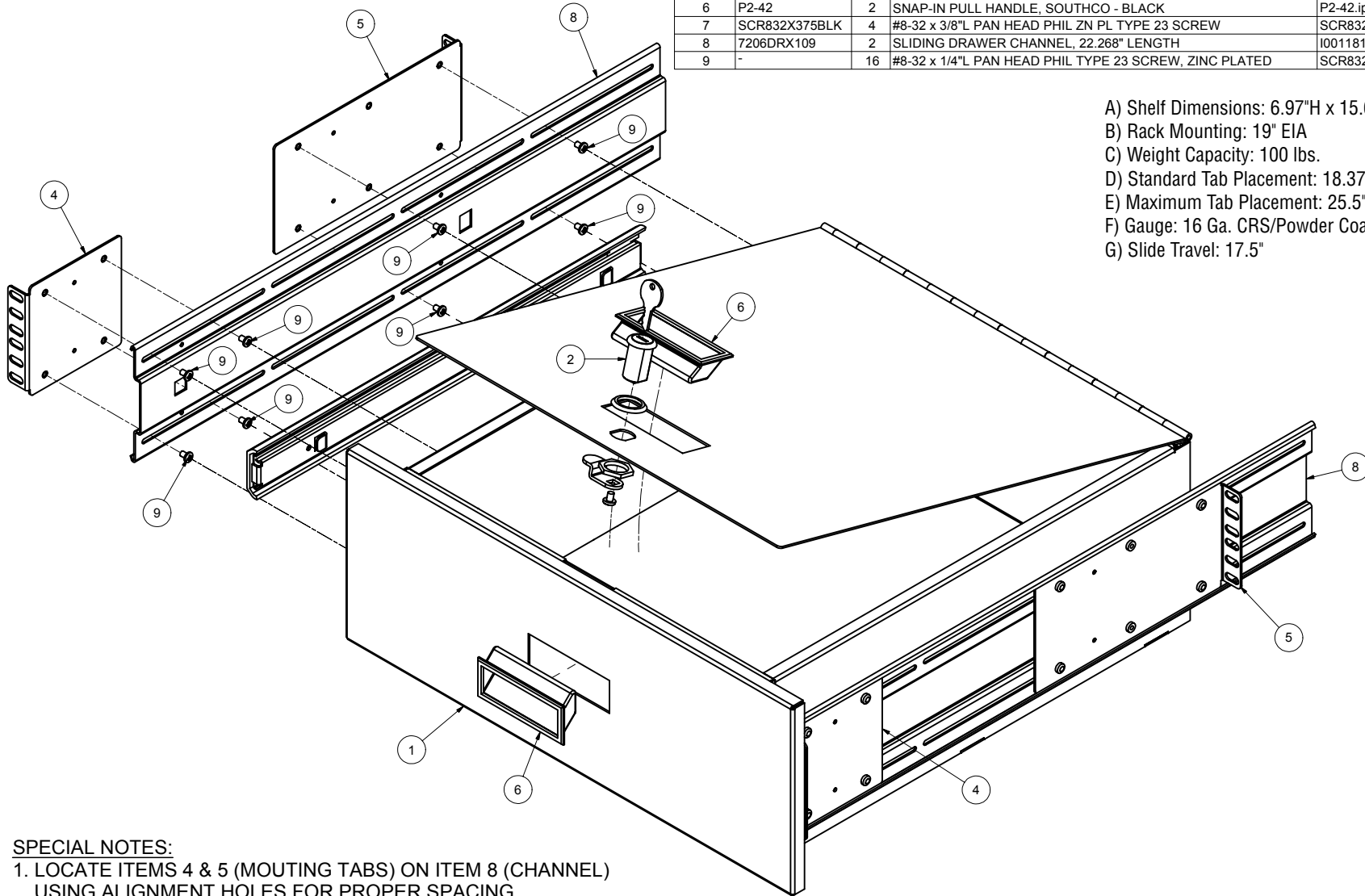


12 NO ASSEMBLY CHANGES
 - MODIFIED WIDTH OF DRAWER,
 MOUNTING TABS, & SLIDE CHANNEL

Bill of Material					
ITEM	PART NUMBER	QTY	DESCRIPTION	FILE NAME	REVISION
1	7206DRX101	1	19" EIA SLIDING DRAWER SUB ASSEMBLY	I001170.iam	9
2	XL01	1	STANDARD LOCK KEYED C415A	XL01.iam	-
3	31241650	2	SLIDE, 16", 17 1/2" TRAVEL, BAYONET ATTACHMENT, DISCONNECT	3124 1650 - 7206DR.iam	-
4	7206DRX106	2	SHORT EIA MOUNTING BRACKET FOR DRAWER	I001179.iam	5
5	7206DRX107	2	LONG EIA MOUNTING BRACKET FOR DRAWER	I001180.iam	5
6	P2-42	2	SNAP-IN PULL HANDLE, SOUTHCO - BLACK	P2-42.ipt	-
7	SCR832X375BLK	4	#8-32 x 3/8"L PAN HEAD PHIL ZN PL TYPE 23 SCREW	SCR832X375BLK.ipt	-
8	7206DRX109	2	SLIDING DRAWER CHANNEL, 22.268" LENGTH	I001181.ipt	7
9	-	16	#8-32 x 1/4"L PAN HEAD PHIL TYPE 23 SCREW, ZINC PLATED	SCR832X250BLK.ipt	-



- A) Shelf Dimensions: 6.97"H x 15.63"W x 18.56"D
- B) Rack Mounting: 19" EIA
- C) Weight Capacity: 100 lbs.
- D) Standard Tab Placement: 18.375"
- E) Maximum Tab Placement: 25.5"
- F) Gauge: 16 Ga. CRS/Powder Coat, Black Texture
- G) Slide Travel: 17.5"

SPECIAL NOTES:

1. LOCATE ITEMS 4 & 5 (MOUNTING TABS) ON ITEM 8 (CHANNEL) USING ALIGNMENT HOLES FOR PROPER SPACING.
2. MOUNTING BRACKET SPACING:
18.375" STANDARD - 25.5" MAXIMUM
3. SLIDE INSTALLATION ON SHEET 2.
4. TYPICAL ASSEMBLY FOR BOTH SIDES.

INTERPRET DRAWING PER ASME Y14.5M-1994
DIMENSIONAL LIMITS APPLY AFTER APPLICATION OF FINISH
DRAWING NOT TO SCALE
TOLERANCE UNLESS OTHERWISE NOTED:
ANGULAR +/- 1
.XXXX +/- .010
.XXX +/- .015
.XX +/- .030
.X FOR REF. ONLY
UNLESS OTHERWISE SPECIFIED ALL DIMENSIONS ARE IN INCHES

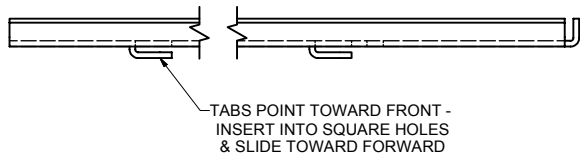
NOTICE:
 Use of this document is subject to a confidentiality and nondisclosure agreement with Rackit Technology Corporation ("Rackit") and may not be reproduced, disclosed or utilized in whole or in part without prior written authorization from Rackit.

PART NUMBER: RCT-DR4U-19	
QTY PER UNIT: 1	
MATERIAL TYPE: -	
MATERIAL GAUGE: -	
FINISH: -	
DRAWN CA	DATE 2/14/2003
CHECKED & APP. AL	DATE 2-14-03

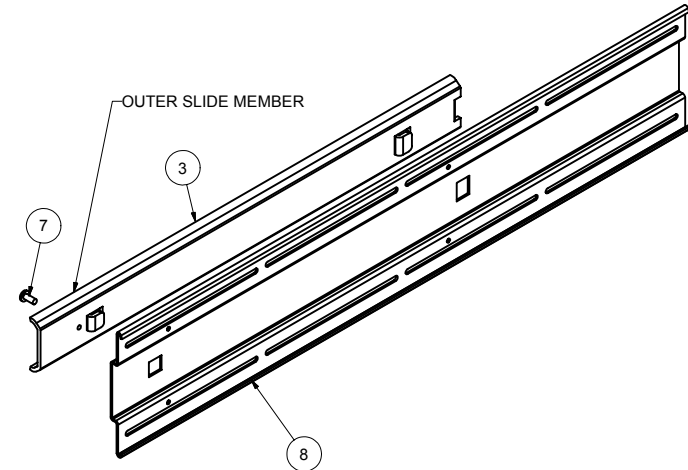
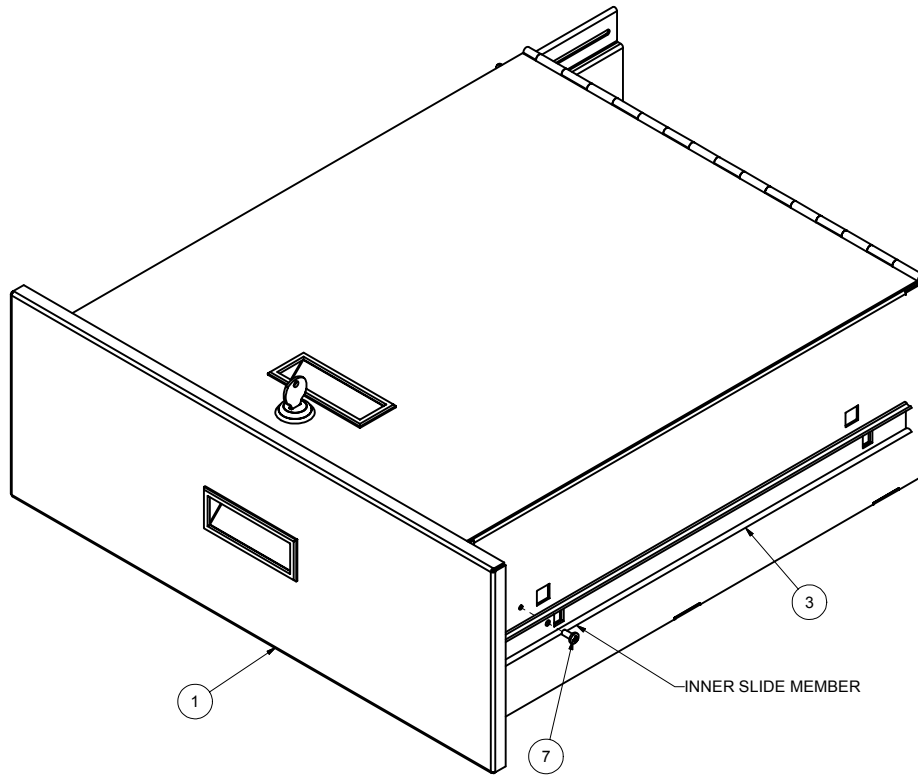
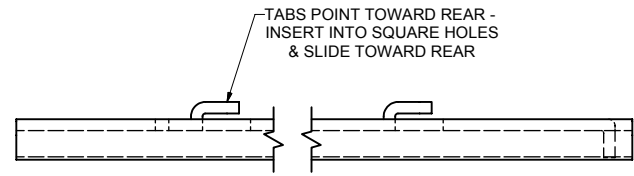
TITLE Drawer with Lid, 4U, 19" Rack-Mount TOP LEVELASSEMBLY	
Rackit Technology Corporation 271 Madison Avenue, New York, NY 10016 PHONE (212) 679-0050 FAX (212) 679-0040 E-MAIL support@rackittechnology.com	
DWG NO: I001169	REV 12
SHEET: 1 OF 3	



INNER SLIDE DETAIL



OUTER SLIDE DETAIL



SPECIAL NOTES:

1. BEARING RACE MEMBER OF SLIDE NOT SHOWN FOR CLARITY.\
2. SECURE BOTH INNER & OUTER SLIDE MEMBERS WITH ITEM 7 (SCREW)

INTERPRET DRAWING PER ASME Y14.5M-1994
DIMENSIONAL LIMITS APPLY AFTER APPLICATION OF FINISH
DRAWING NOT TO SCALE
TOLERANCE UNLESS OTHERWISE NOTED:
ANGULAR +/- 1
.XXXX +/- .010
.XXX +/- .015
.XX +/- .030
.X FOR REF. ONLY
UNLESS OTHERWISE SPECIFIED ALL DIMENSIONS ARE IN INCHES

NOTICE:

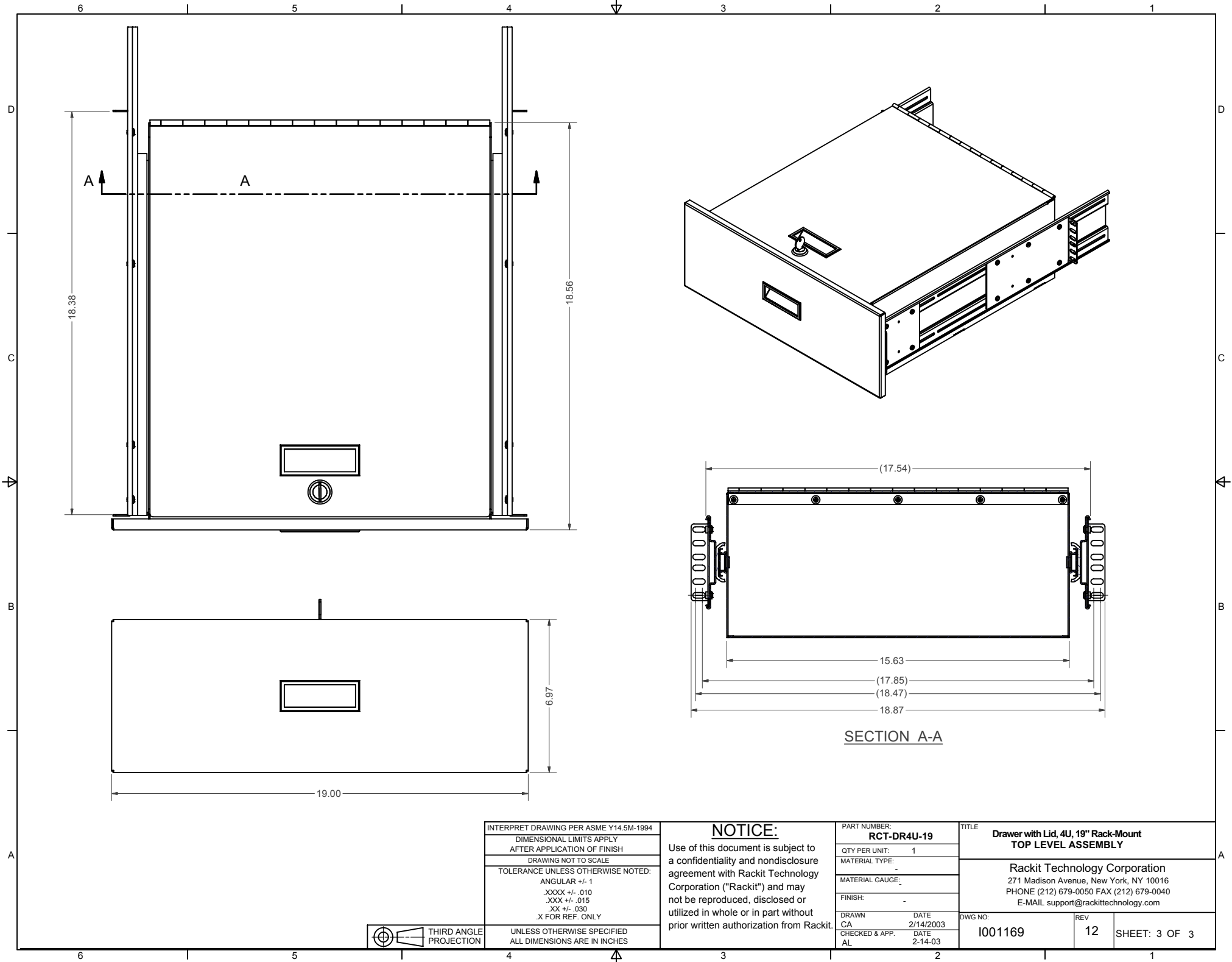
Use of this document is subject to a confidentiality and nondisclosure agreement with Rackit Technology Corporation ("Rackit") and may not be reproduced, disclosed or utilized in whole or in part without prior written authorization from Rackit.

PART NUMBER:	RCT-DR4U-19
QTY PER UNIT:	1
MATERIAL TYPE:	-
MATERIAL GAUGE:	-
FINISH:	-
DRAWN	DATE
CA	2/14/2003
CHECKED & APP.	DATE
AL	2-14-03

TITLE	Drawer with Lid, 4U, 19" Rack-Mount TOP LEVEL ASSEMBLY		
Rackit Technology Corporation 271 Madison Avenue, New York, NY 10016 PHONE (212) 679-0050 FAX (212) 679-0040 E-MAIL support@rackittechnology.com			
DWG NO:	REV	SHEET: 2 OF 3	
1001169	12		



THIRD ANGLE PROJECTION



INTERPRET DRAWING PER ASME Y14.5M-1994
 DIMENSIONAL LIMITS APPLY
 AFTER APPLICATION OF FINISH
 DRAWING NOT TO SCALE
 TOLERANCE UNLESS OTHERWISE NOTED:
 ANGULAR +/- 1
 .XXXX +/- .010
 .XXX +/- .015
 .XX +/- .030
 .X FOR REF. ONLY



THIRD ANGLE
 PROJECTION

UNLESS OTHERWISE SPECIFIED
 ALL DIMENSIONS ARE IN INCHES

NOTICE:

Use of this document is subject to a confidentiality and nondisclosure agreement with Rackit Technology Corporation ("Rackit") and may not be reproduced, disclosed or utilized in whole or in part without prior written authorization from Rackit.

PART NUMBER:
RCT-DR4U-19
 QTY PER UNIT: 1
 MATERIAL TYPE: -
 MATERIAL GAUGE: -
 FINISH: -
 DRAWN: CA DATE: 2/14/2003
 CHECKED & APP. DATE: 2-14-03
 AL

TITLE
**Drawer with Lid, 4U, 19" Rack-Mount
 TOP LEVEL ASSEMBLY**

Rackit Technology Corporation
 271 Madison Avenue, New York, NY 10016
 PHONE (212) 679-0050 FAX (212) 679-0040
 E-MAIL support@rackittechnology.com

DWG NO:
1001169

REV
12

SHEET: 3 OF 3